

dutchiePay

New Customer Sign Up Process

Step 1 Enter email to start login

Enter email and tap
'Continue'. Customers with
an existing account will be
prompted for a password.

9:41

dutchiePay

Enter email to continue
Enter your email to log in or sign up for Dutchie Pay.

carol.danvers@dutchie.com

CONTINUE

Dutchie Pay is the simple and secure way to purchase products from your dispensary.

dutchie.com

Step 2 Create new Dutchie Pay account

Create account with details
including email, name, date of
birth, phone number, address
and a password.

9:41

dutchiePay

Dutchie Pay Sign Up
Enter the info below to create your account.

carol.danvers@dutchie.com

First name Last name

Date of birth

Mobile phone number

Password

← Back **CONTINUE**

Dutchie uses MX to connect with your bank. By creating an account, you agree to these [terms](#)

Dutchie Pay is the simple and secure way to purchase products from your dispensary.

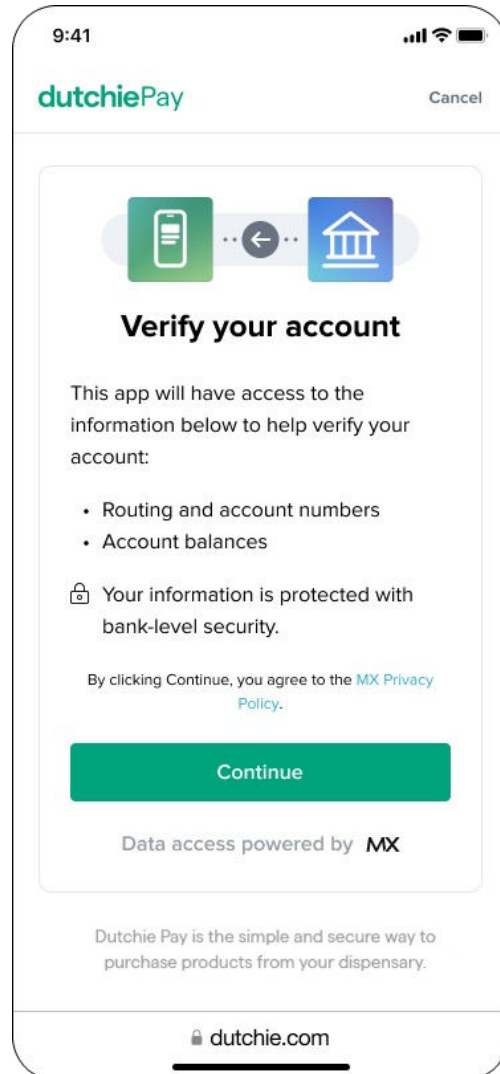
dutchie.com

New Customer Sign Up Process

Step 3

Connect bank to Dutchie account

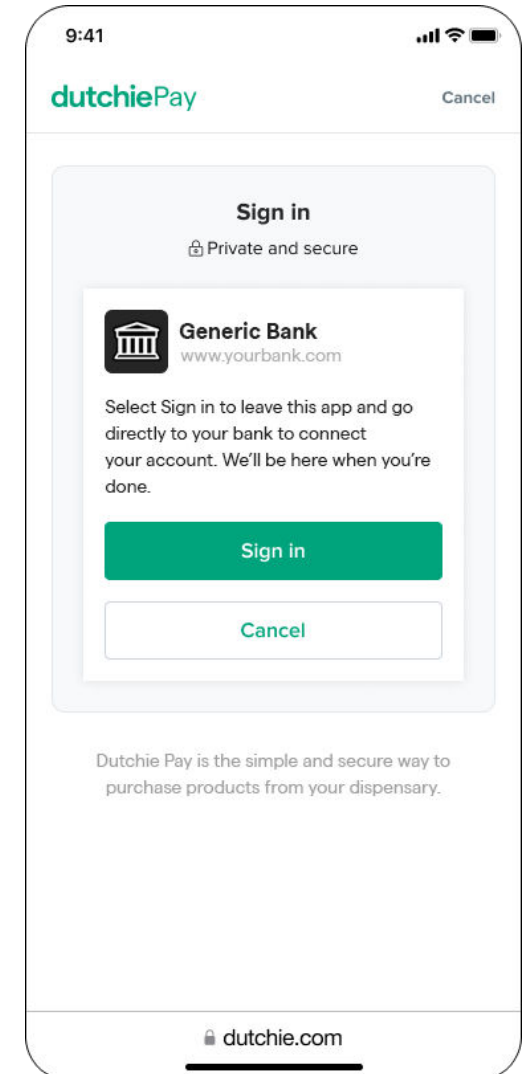
Click `Continue` to proceed with searching and select bank to initiate connection process.



Step 4

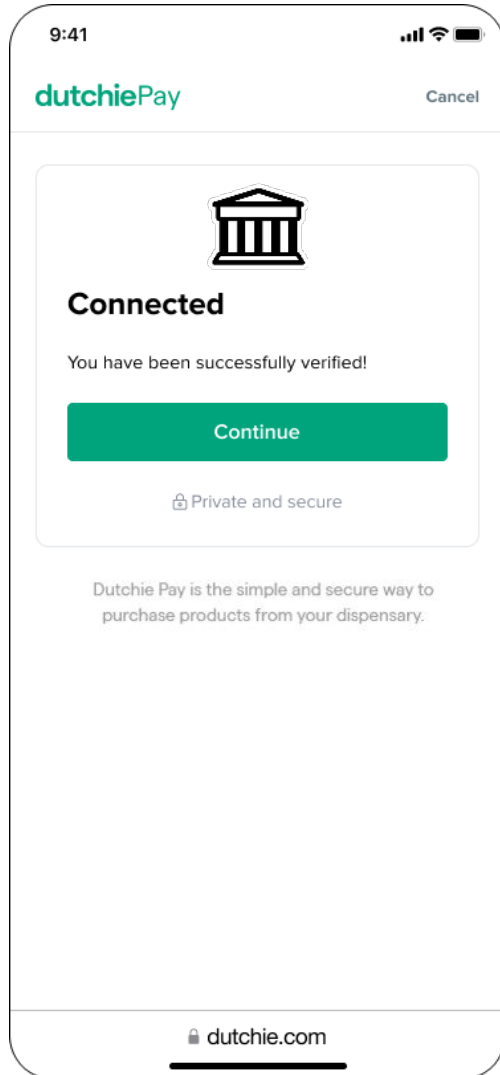
Follow steps to add bank

Enter username, password and any other details as required by bank.



Step 5 Bank connection completed!

Click `Continue` to proceed
with Dutchie Pay transaction.



Step 6 Proceed with Dutchie Pay

Dutchie Pay account is now
created and ready to scan
barcode for first transaction.

